

Built for Adventure



EOROMAL
CARAVANS

CAMPER

*Coromal
Caravans are
built with your
adventurous spirit
in mind.*



Built for Reliability and Endurance



*Maximum control, stability,
predictability and safety.*

Is your family looking for adventure? Looking to get away and explore this amazing country of ours? Coromal Caravans are built with your adventurous spirit in mind. Be confident in any situation when you own a Coromal.

Renowned for their towing ability the Camper range is fitted with a fully independent Knee® suspension and galvanised chassis system combined with Bridgestone or Firestone Tyres. Offering maximum control, stability, predictability and safety when subject to the harsh conditions experienced in outback Australia. Making Coromal one of the safest caravans on the road.

Built for endurance the Camper range is built for strength by reinforcing parts of the caravan where it's needed. All furniture is not only screwed-in but reinforced from behind the wall cavity. Combining strength and lightness of the aluminium frame with the extensive use of quality lightweight European style ply, results in a Coromal being lighter than most Australian built caravans.

Built with Superior Design and Construction

The aerodynamic front-end and overall height has less drag when towing, giving you less wind resistance and creating more economic fuel consumption. Which if you're traveling around Australia will be very beneficial on your hip pocket. You'll find the closer you examine a Coromal Camper, the more you'll understand why Coromal is Built for Adventure.

SILHOUETTE FEATURES

- European style furniture
- Unique slide-out kitchen for spaciousness
- Easy-to-operate slide-out bed mechanism on heavy-duty tracking
- Queen-size front bed
- Outstanding towing ability with Coromal's renowned independent suspension
- Slide-out battery compartment is great when camping out
- One-piece simple-to-operate main door
- Separate travel-door for extra table space when on-site
- Huge front locker includes gas bottle storage with heaps of room to spare
- Strength and durability with streamlined aerodynamic styling
- Revolutionary moulded roof consisting of inner and outer skin with integrated core construction
- Moulded front and rear sections
- Polyurethane moulded stone guard
- Fibreglass side panels bonded to the aluminium wall frame construction
- Insulated roof and walls
- Electric brakes
- Sports alloy wheels
- Steel belted light truck radial tyres
- Full length galvanised steel chassis
- Ply floor bonded and fastened to the chassis
- Galvanised steel wheel arches
- Aluminium water tank cover
- Positive locking cupboard door catches
- Co-axial TV point
- Fridge 90ltr
- Stove - 4 burner (1 electric, 3 gas) and grill
- Large bowl stainless steel sink with moulded cover
- Microwave oven
- Roof hatch
- Heavy-grade plastic windows
- Canvas - separate panels UV stabilised (Aust made)
- Sleeve covers to lifting arms
- Canvas located in track to leading edge of bed ends
- Canvas located into track on lower main body section
- Zip panel side-wall (rear of door)
- Full width weather strip under bunks
- Mains pressure tap
- Tap on A-frame
- External power point
- Bed lamps to bed compartments
- Annexe light

XC FEATURES

- Extra internal furniture fixing such as adding additional bolting, screwing and reinforcing blocks
- Chassis - main bearers, A-frame and front cross-members all 150mm x 50mm x 3mm RHS
- Independent suspension 50mm axle
- Parallel bearing set
- Heavy-duty 16" alloy wheels
- Alko off-road electric brake magnets
- 360 degree rotational tow hitch
- Extra hinges to most cupboard doors
- Galvanised steel water tank protector

FAMILY FEATURES

- 15" steel-belted light truck tyres
- Heavy-grade plastic windows
- Canvas UV stabilised (Aust made)
- Sleeve covers to lifting arms
- Canvas located in track to leading edge of bed ends
- Canvas located into track on lower main body section
- Zip panel side-wall (rear of door)
- Full width weather strip under bunks
- Extruded aluminium frame, internal lining and aluminium cladding bonded and riveted to the aluminium frame
- Insulated roof and walls
- All side frames sealed to body
- Independent suspension
- 12v accessory socket
- 12v lighting system
- Microwave
- Stove - 4 burner and grill
- Large bowl stainless steel sink
- Full-length galvanised steel chassis
- Aluminium water tank protector
- Front storage boot with gas struts, lockable, lined and sealed to store gas bottle - gas approved
- Ply floor bonded and fastened to chassis
- Outside power point
- Mud flaps
- Solid ply bench tops
- Positive locking door catches
- Lockable water tank filler
- Tool kit (jack and wheel brace)
- Spare tyre

Silhouette Camper

The Silhouette is a distinctive and innovative concept in Camper design. The spacious interior is due to a very clever internal design layout. The slide-out kitchen creates a sloping window area giving an open and spacious feeling. In addition the large panoramic window areas give an impression of light and freedom.

FACTORY FITTED OPTIONS

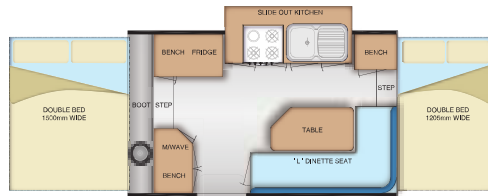
- External Gas Bayonet
- External Shower
- HWS
- Plus XC Pack



XC OPTION

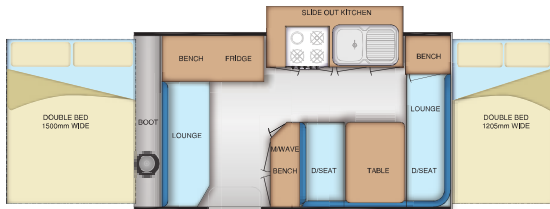
3.9m (12' 9" x 7')

S391



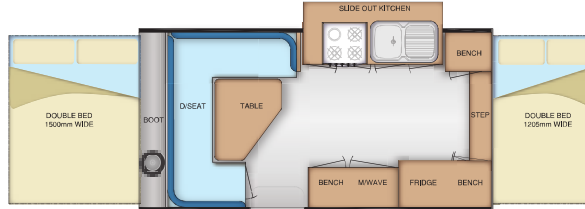
4.23m (13' 11" x 7')

S421



4.56m (15' x 7')

S451



XC Camper



The Silhouette XC is a step-up as it's tougher and stronger for the more adventurous. With bigger wheels, added ground clearance, a stronger chassis and rotational hitch, this awesome XC Camper is built to take you places never seen before.

FACTORY FITTED OPTIONS

- External Shower
- HWS
- Quick release drop-down Jack-legs

Check with your Dealer for further details

Family Camper



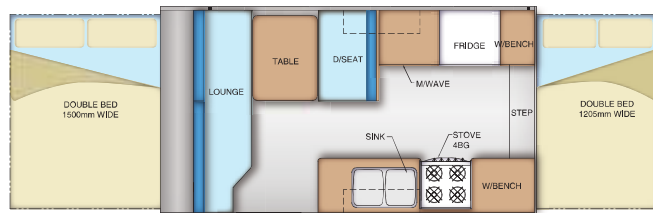
Coromal's Family Series F400 Camper is designed and manufactured to allow even the most budget conscience family to enjoy the adventure of camping in style.

FACTORY FITTED OPTIONS

- Alloy Wheels
- Fabric upgrades

4.08m (13' 4" x 7')

F400



MODEL No	S391	S421	S451	PS391	PS421	PS451	F400
BODY FRAME LENGTH (mm)	3900	4230	4560	3900	4230	4560	4080
BODY WIDTH (mm)	2160	2160	2160	2160	2160	2160	2160
TOWING LENGTH (mm)	5500	5830	6160	5570	5900	6240	6000
TOWING HEIGHT - INC HATCH (mm)	1770	1770	1770	1900	1900	1900	1840
INTERIOR LENGTH (mm)	3070	3400	3730	3070	3400	3730	3250
TARE WEIGHT (kg)	1090	1190	1230	1230	1340	1380	1140

Built with Passion

Coromal have been building caravans for adventurous Australian families since 1977 and over the years have become one of the most recognised and safest caravans in Australia.

Renowned for building a quality product, Coromal manufactures a complete range of products including Camper trailers, Pop-top caravans and full size Caravans and is Western Australia's largest caravan manufacturer and one of the largest in Australia.

Every model from entry level through to the top of the range is built with exactly the same standards.

Meaning you'll find every Coromal fitted with a fully independent Knee® suspension, galvanised chassis system and Bridgestone and Firestone tyres. Making it one of the safest caravans in Australia.

Coromal's dealer network has over 75 service agents stocking an extensive range of spare parts throughout Australia. Giving you peace of mind wherever your journey takes you.

So from everyone at Coromal, choose the caravan that's Built for Adventure.



www.coromal.com.au

BRIDGESTONE

CAMEC

AL-KO

CAPRAL

**BLUESCOPE
DISTRIBUTION**



Weights and specifications shown are indicative and are meant as a guide only. They will vary from model to model, in particular when options are added. Due to progressive product improvements all specifications are subject to change without notice and are not necessarily drawn to scale. Pictures are for illustration purposes only.